



East Cambridgeshire District Council

Summary of Accounts 2008/09

The cost of Council services

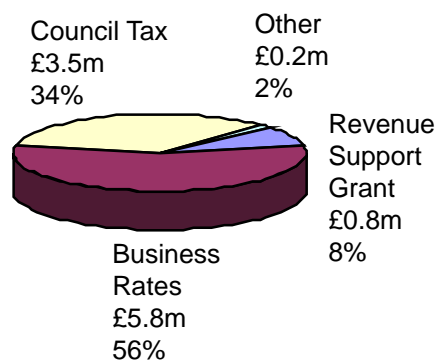
Revenue Account for the year ended 31 March 2009

The Revenue Account presents the costs of running Council services between April 2008 and March 2009 and where the money came from to finance these costs along with the impact on the Council's reserves.

	Gross Exp £'000s	Gross Inc £'000s	Net Exp £'000s
Central services to the public	5,156	4,380	776
Cultural and related services	1,996	255	1,741
Environmental Services	5,148	577	4,571
Planning & Econ Development	3,324	1,734	1,590
Transport	884	271	613
Housing	15,203	13,973	1,230
Corporate & Democratic Core	2,933	524	2,409
Net Cost of services	34,644	21,714	12,930
Plus: Interest payable and similar charges			68
Less: Interest receivable			(906)
Less: Appropriations and other internal accounting			(1,195)
Amount to be met from Government grants and local taxpayers			10,897
Financed by:			
Revenue support grant			(810)
Business Rates			(5,820)
Council Tax			(3,548)
Additional Government Grants			(167)
Total Income			(10,345)
Net General Fund (Deficit) for the year			552
General Fund at the end of March 2008			(1,626)
General Fund at the end of March 2009			(1,074)

Details of the Council's spending during 2008/09 including Planning, Economic Development, Recreation and Tourism, Environmental Health, Refuse Collection and Recycling and Housing.

Income



East Cambridgeshire had a total income in 2008/09 of £10.3 million.

As the chart shows just over two thirds of this comes from central government as grants and redistributed business rates

Total council tax income for East Cambridgeshire accounts for a third of total expenditure. Last year the Council had a deficit of £551,750.



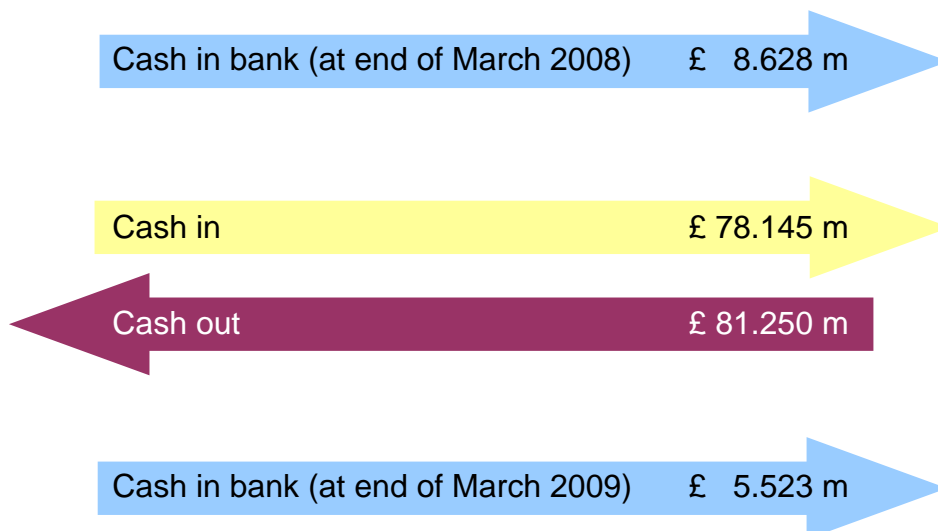
Summary of Accounts 2008/09

Balance Sheet

What the Council owned and was owed on 31 March 2009

	£'000s
Buildings and Land	16,731
Stock	45
Cash in bank and Investments	8,473
Money owed to the Council	3,204
Money owed by the Council	(16,402)
	12,051
Financed by	
Non distributable reserves	7,817
Distributable reserves (*)	4,234
	12,051
(*) Distributable reserves comprise the following balances:	
General Fund Balance:	
Deficit for the year	(552)
Balance at March 2008	1,626
Useable capital receipts	1,596
Other reserves	1,564
	4,234

Cash Flow





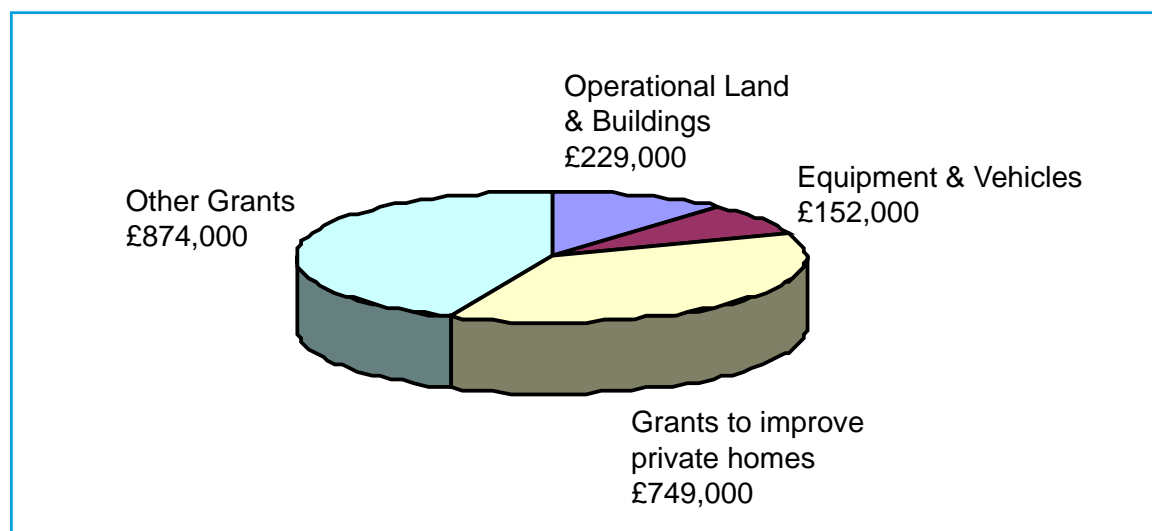
How has the finance service performed?

		2006/07	2007/08	2008/09
Population of the District (Mid year ONS Estimate)		79,600	81,000	82,300
Households liable to pay council tax		33,100	34,340	34,659
Band D equivalents		27,250	27,650	28,200
Council Tax	Collected in Year	97.92%	98.45%	99.00%
	Collected in Year (English District Council Average)	98.00%	98.10%	98.00%
Business rates	Collected in Year	99.02%	99.40%	99.00%
	Collected in Year (English District Council Average)	98.90%	99.00%	98.20%
Creditors	% of invoices paid within 30 days	99.33%	98.43%	98.61%
	% of invoices paid within 30 days (English Average)	93.10%	94.80%	n/a
Employee Numbers		208	201	200
Investments	Average rate generated on investments	4.87%	5.79%	5.69%
	Average benchmark rate for investments	4.99%	5.77%	4.02%
Financial Management	Annual Accounts prepared on time	Yes	Yes	Yes
	Number of Audit Qualifications (*)	0	0	0

(*) The Council's external auditors are required to give an opinion on the financial statements and this opinion should be "unqualified". Where the opinion is qualified each qualification identifies an area where the financial statements are unreliable. The council's audit has now been completed and an unqualified opinion has been given. Some statistics for 2008/09 were not available at the date of production of this statement (marked "n/a").

Capital Expenditure in 2008/09

Capital expenditure generally represents money spent by the Council on purchasing, upgrading and improving assets such as vehicles and buildings, or giving grants to third parties for these purposes. The distinction from revenue expenditure is that the Council or the grant recipient receives the benefit from capital expenditure over a longer period of time. The Council spent just over £2.0 million during the year financed from Central Government grants, revenue contributions and receipts from the sale of assets.





Summary of Accounts 2008/09

Statement from the Executive Director, Finance

The following statement by the Executive Director, Finance describes some of the key points from the Council's stewardship of public funds.

The Council budgeted to make a deficit in 2008/09 with a contribution of £229,000 from General Reserves in line with its medium term financial strategy. The year end position required a contribution of £551,750 from reserves. This was mainly due to unforeseen circumstances and the general downturn in the economy. The revenue reserve balance was £1.07 million at 31 March 2009 in line with prudent financial management. The Council will seek to restore its level of balances over the next few years.

The Council's Statement of Accounts has been prepared in accordance with the Accounting Code of Practice. The figures in this summary were originally compiled having regard to proper accounting practice. For the purposes of this statement some modifications were made to provide more meaningful information.

The Council's 2008/09 accounts have been audited by an auditor appointed by the Audit Commission. The auditor published an unqualified opinion at the end of September 2009.

A full copy of the Council's 2008/09 accounts is available for examination on request. Please telephone Tony Grzybek (Principal Accountant) on 01353 616269 for more details or to obtain a copy. Alternatively, visit www.eastcambs.gov.uk where the full document can be found online.

Alex Colyer FCCA

Executive Director, Finance

The Grange, Nutholt Lane, Ely CB7 4EE

East Cambridgeshire District Council is committed to openness and transparency in its dealings with customers subject to the need to preserve confidentiality as required by relevant legislation.

Please write in to the address above if you found this useful or have any other comments.